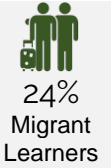





### District Enrollment

4121

Tk – 12 Grade Learners



### Attendance Rate

96.7%

Maintained for the past 5 years



### Graduation Rate

94.3%

Exceeds Tulare County and state averages



### College Enrollment

71%

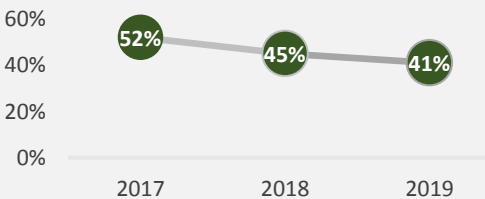
of Lindsay High School graduates enrolled in college following graduation

#### Celebration

LUSD college enrollment is higher than high income, low minority and urban schools nationwide. Source: NSC



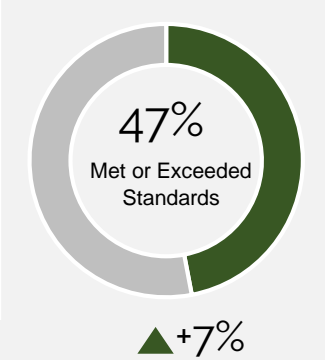
### English Language Learners



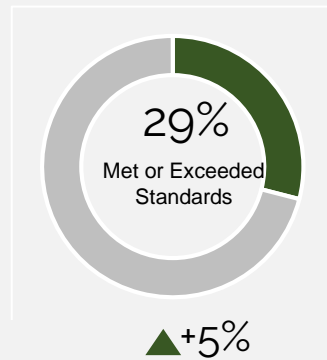
#### Celebration

The district has reclassified **608 English learners** in the last 3 years.

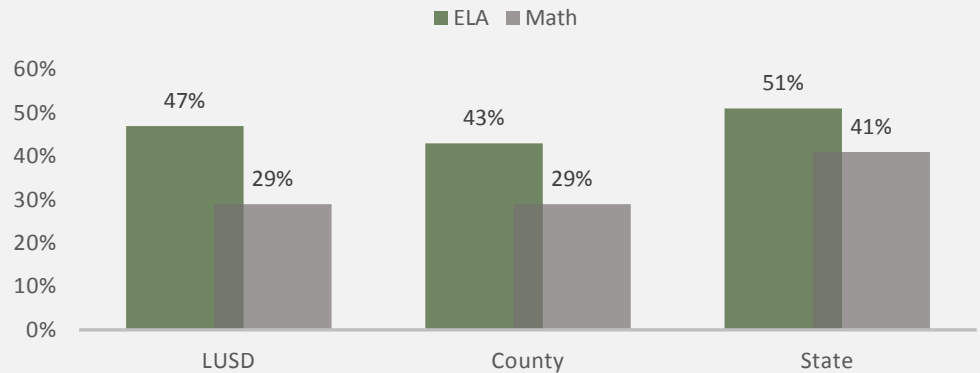
### SBAC ELA/Literacy



### SBAC Mathematics



### SBAC Results Comparison



#### Celebrations

- ✓ LUSD performed 4% above the county average in SBAC ELA.
- ✓ LUSD grew 7% in SBAC ELA and 5% in SBAC Math. This exceeded county and state growth.
- ✓ Compared to 63 similar districts, LUSD ranked first in SBAC ELA growth in 2019.
- ✓ LUSD improved from the 33<sup>th</sup> to the 87<sup>th</sup> percentile rank in SBAC ELA achievement in the past 3 years when comparing similar school districts in California.
- ✓ LUSD improved from the 15<sup>th</sup> percentile to the 51<sup>st</sup> percentile in SBAC ELA and from the 14<sup>th</sup> to the 38<sup>th</sup> percentile in SBAC Math in the last 3 years when comparing all Unified School Districts in California.

### Lifelong Learning



82% of learners made a year's growth  
▲ +32%

